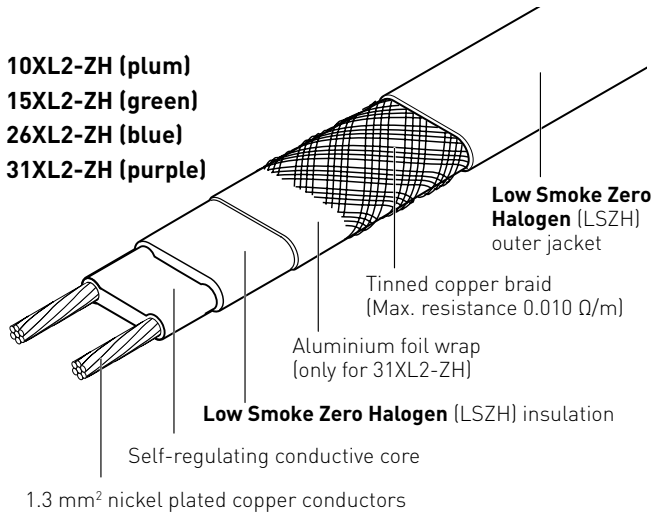


Raychem XL-TRACE LSZH

LOW SMOKE ZERO HALOGEN SELF-REGULATING HEATING CABLE

HEATING CABLE CONSTRUCTION



Raychem XL-Trace provides frost protection for pipes in areas exposed to sub-zero temperatures and ensures flow maintenance in grease waste line applications.

The self-regulating heating cable range, combined with pipe insulation, prevent water pipes, fire mains, sprinklers from freezing and grease waste lines from clogging up. Developed specifically for use within commercial and residential buildings, XL-Trace's Low Smoke Zero Halogen materials ensure it is the safest solution for modern building design. For quick and easy installation, all XL-Trace cables are designed for use with the RayClic fast connection device.

The cables are warranted under the Raychem Extended Warranty Program providing 10 years warranty for registered installations. Additional warranties apply when installed by a Raychem Certified Pro.

KEY BENEFITS

Unparalleled building safety

- Up to 90% less smoke emissions: IEC61034-2 tested and compliant
- Zero halogen: IEC60754-1 tested and compliant
- Improved self-extinguishing properties under the IEC62395 flammability test

Superior quality and long life expectancy

- Radiation-cross linked for extended life expectancy in excess of 25 years
- UV resistant: IEC60068-2-5 and IEC60068-2-9 tested and compliant
- Colourfast under UV exposure
- Resistant to mild inorganic substances

Energy efficient

- Self-regulating technology: The heat output automatically adjusts depending on the local temperature at every point along its length
- Major energy savings when used with the Raychem "PASC" ambient sensing controller when compared with typical ambient control devices

Ease of use

- Quick and easy installation with the RayClic fast connection system
- Self-regulating technology: cut-to-length on site to mitigate any design variations
- Long circuits lengths up to 215m, for fewer power connections and faster installation
- Highly flexible cable with bend radius of 10mm

XL-TRACE LSZH

SPECIFICATIONS	10XL2-ZH	15XL2-ZH	26XL2-ZH	31XL2-ZH
Application	Pipe freeze protection	Pipe freeze protection	Pipe freeze protection	Flow maintenance for grease line applications
Part numbers	P000002113	P000002114	P000002115	P000002116
Minimum/nominal power output (W/m at 5°C)	10	15	26	31
Maximum exposure temperature (power on/off)	65°C	65°C	65°C	85°C
Maximum intermittent exposure temperature (power on/off)	85°C	85°C	85°C	90°C
	Max. cumulative exposure 800 hours	Max. cumulative exposure 800 hours	Max. cumulative exposure 800 hours	Max. cumulative exposure 800 hours
Minimum installation temperature	-40°C	-40°C	-40°C	-40°C
Bend radius	10 mm	10 mm	10 mm	10 mm
Supply voltage	230 Vac	230 Vac	230 Vac	230 Vac
Chemical resistance	Mild inorganic solutions	Mild inorganic solutions	Mild inorganic solutions	Mild inorganic solutions


PRODUCT DIMENSIONS (NOMINAL) AND WEIGHT

Cable thickness (mm)	6.8	6.8	6.8	6.8
Cable width (mm)	13.8	13.8	13.8	13.8
Cable weight (kg/m)	0.135	0.135	0.135	0.135

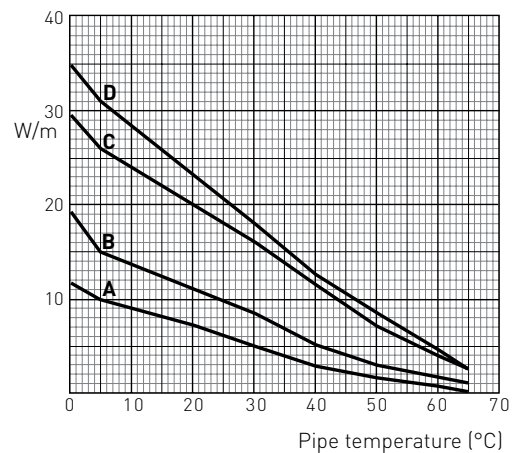
APPROVALS

IEC62395: 2013	CE, VDE, GOST-R, CSTB
IEC60754-1	Zero Halogen Insulation Material
IEC61034-2	Low Smoke Emissions
IEC60068-2-5 and IEC60068-2-9	UV-Resistance

THERMAL OUTPUT RATING



- A 10XL2-ZH**
- B 15XL2-ZH**
- C 26XL2-ZH**
- D 31XL2-ZH**



XL-TRACE MAXIMUM CIRCUIT LENGTHS

10XL2-ZH (230 Vac)		Circuit Breaker (C Type characteristic CB Size)				
Switch-On Temperature (°C)	4	6	10	13	16	20
-20	25	40	75	100	140	180
-10	30	50	90	130	170	190
-5	40	60	110	150	190	200
0	45	70	125	170	210	210
5	50	80	140	195	215	215

15XL2-ZH (230 Vac)		Circuit Breaker (C Type characteristic CB Size)				
Switch-On Temperature (°C)	4	6	10	13	16	20
-20	10	25	50	70	90	120
-10	12	30	60	85	110	145
-5	25	40	70	95	120	155
0	29	45	80	110	135	160
5	35	50	90	120	155	160

26XL2-ZH (230 Vac)		Circuit Breaker (C Type characteristic CB Size)				
Switch-On Temperature (°C)	4	6	10	13	16	20
-20	12	12	40	55	80	110
-10	12	25	50	70	100	125
-5	12	30	55	85	110	130
0	12	35	70	100	125	135
5	20	40	80	110	135	135

31XL2-ZH (230 Vac)		Circuit Breaker (C Type characteristic CB Size)				
Switch-On Temperature (°C)	4	6	10	13	16	20
-20	15	25	50	65	80	105
-10	20	30	55	75	90	115
-5	22	35	59	79	100	118
0	24	38	64	85	105	118
5	26	40	67	88	110	118

SINGLE CIRCUIT CONTROLS

828810-000	RAYSTAT-CONTROL-10	Electronic line sensing temperature controller with alarm relay
1244-006265	RAYSTAT-CONTROL-11-DIN	Electronic line sensing temperature controller with alarm relay, DIN-Rail mountable
145232-000	RAYSTAT-ECO-10	Electronic PASC ambient sensing temperature controller with alarm relay
728129-000	AT-TS-13	Electronic thermostat for line sensing and ambient sensing (-5°C - +15°C)
648945-000	AT-TS-14	Electronic line sensing thermostat (0°C-120°C)

FAST CONNECTION COMPONENTS

235422-000	RayClic-CE-02	Power connection with integral 1.5m power cable
441524-000	RayClic-T-02	T-connection for 3 cables
364855-000	RayClic-S-02	Splice for joining 2 lengths of heating cable
636284-000	RayClic-PT-02	Power T-connection for 3 connections with integral 1.5m power cable
716976-000	RayClic-PS-02	Powered splice connection for 2 cables with integral 1.5m power cable
001013-000	RayClic-X-02	Connection for 4 cables
224727-000	RayClic-E-02	Gel-filled end seal

SINGLE APPLICATION CONTROL PANELS

355825-000	SBS-03-SV	Multi-circuit pipe freeze protection control panel for 3 heating circuits (16A per circuit); Two control options, ambient sensing with proportional ambient sensing control (PASC) or line sensing control (metal enclosure)
778308-000	SBS-06-SV	Multi-circuit pipe freeze protection control panel for 6 heating circuits (16A per circuit); Two control options, ambient sensing with proportional ambient sensing control (PASC) or line sensing control (metal enclosure)
767989-000	SBS-09-SV	Multi-circuit pipe freeze protection control panel for 9 heating circuits (16A per circuit); Two control options, ambient sensing with proportional ambient sensing control (PASC) or line sensing control (metal enclosure)
1244-000025	SBS-12-SV	Multi-circuit pipe freeze protection control panel for 12 heating circuits (16A per circuit); Two control options, ambient sensing with proportional ambient sensing control (PASC) or line sensing control (metal enclosure)

SINGLE APPLICATION CONTROL PANELS FOR FIRE SPRINKLER SYSTEMS

185780-000	SBS-02-SNR	Electrical control panel for sprinklers including redundant heating circuit (1 pipe)
278362-000	SBS-04-SNR	Electrical control panel for sprinklers including redundant heating circuit (2 pipes)
300074-000	SBS-06-SNR	Electrical control panel for sprinklers including redundant heating circuit (3 pipes)
158834-000	SBS-08-SNR	Electrical control panel for sprinklers including redundant heating circuit (4 pipes)
012276-000	SBS-10-SNR	Electrical control panel for sprinklers including redundant heating circuit (5 pipes)
712998-000	SBS-12-SNR	Electrical control panel for sprinklers including redundant heating circuit (6 pipes)

MULTI-APPLICATION CONTROL & MONITORING

1244-012864	ACS-30-EU-UIT2	User Interface Terminal (UIT) for the ACS-30 Control & Monitoring System
1244-012868	ACS-30-EU-PCM2-5-20A	Power & control module (PCM), 5 x 20A circuits, for the ACS-30 control & monitoring system
1244-012869	ACS-30-EU-PCM2-10-20A	Power & control module (PCM), 10 x 20A circuits, for the ACS-30 control & monitoring system
1244-012870	ACS-30-EU-PCM2-15-20A	Power & control module (PCM), 15 x 20A circuits, for the ACS-30 control & monitoring system
1244-012871	ACS-30-EU-PCM2-5-32A	Power & control module (PCM), 5 x 32A circuits, for the ACS-30 control & monitoring system
1244-012872	ACS-30-EU-PCM2-10-32A	Power & control module (PCM), 10 x 32A circuits, for the ACS-30 control & monitoring system
1244-012873	ACS-30-EU-PCM2-15-32A	Power & control module (PCM), 15 x 32A circuits, for the ACS-30 control & monitoring system

**UNITED KINGDOM**

Tel: 0800 969 013
 Fax: 0800 968 624
 salesthermalUK@pentair.com

IRELAND

Tel: 1800 654 241
 Fax: 1800 654 240
 salesIE@pentair.com

SOUTH EAST ASIA

Tel: +65 67685800
 Fax: +65 67322263

AUSTRALIA

Tel: +61 2 97920250
 Fax: +61 2 97745931
 ausalesthermal@pentair.com

INDIA - NOIDA

Tel: +91 120 464 9500
 Fax: +91 120 464 9548
 PTMinfome@pentair.com

INDIA - MUMBAI

Tel: +91 22 6775 8800/01
 Fax: +91 22 2556 1491
 PTMinfome@pentair.com

UAE

Tel: +971 4 378 1700
 Fax: +971 4 378 1777
 PTMinfome@pentair.com

Pentair is owned by Pentair or its global affiliates. All other trademarks are the property of their respective owners. Pentair reserves the right to change specifications without prior notice.